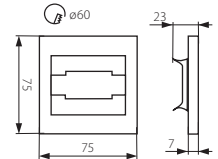






TERRA LED



TERRA MINI LED

TERRA LED

TERRA MINI LED



- obudowa: stal nierdzewna szczotkowana/ tworzywo sztuczne
- housing: brushed stainless steel/ plastic

Kanlux	Kanlux	T _c [K]	lm	g
TERRA LED WW	23102	3000	13	84
TERRA LED CW	23104	6500	15	84
TERRA MINI LED WW	23103	3000	13	56
TERRA MINI LED CW	23105	6500	15	56

12V DC	0,8 (lm)	LED SMD	Ra ≥ 80	50000 (h)	≥ 20000	1/100	CE
2 x 0,5 mm ²	18 cm	0,1 (m)	IP 20				

Kanlux E1

A+ A A P C D E

do prawidłowego działania wymagany jest zasilacz elektroniczny LED, np. DRIFT, DAZI lub TRETO dostępny w ofercie Kanlux for the proper functioning an electronic transformer for LED, e.g. DRIFT, DAZI or TRETO available in the Kanlux product range